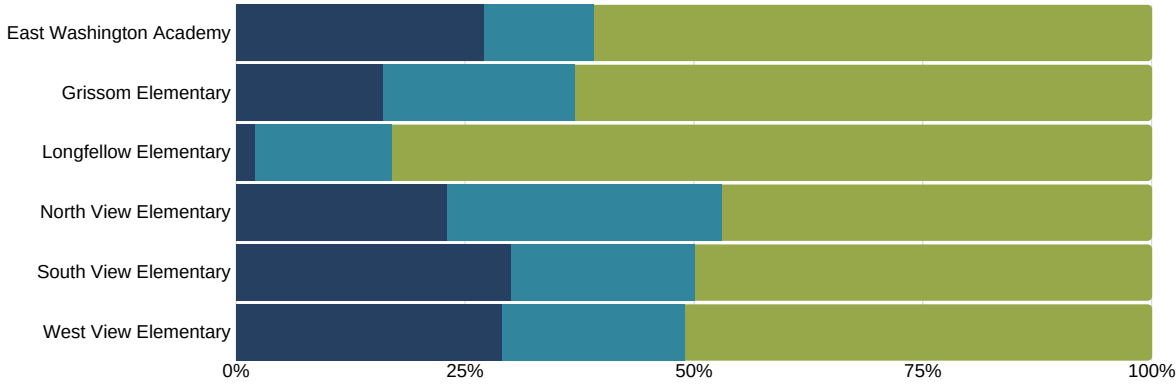


COMMUNITY DATA DASHBOARD

MUNCIE AND DELAWARE COUNTY

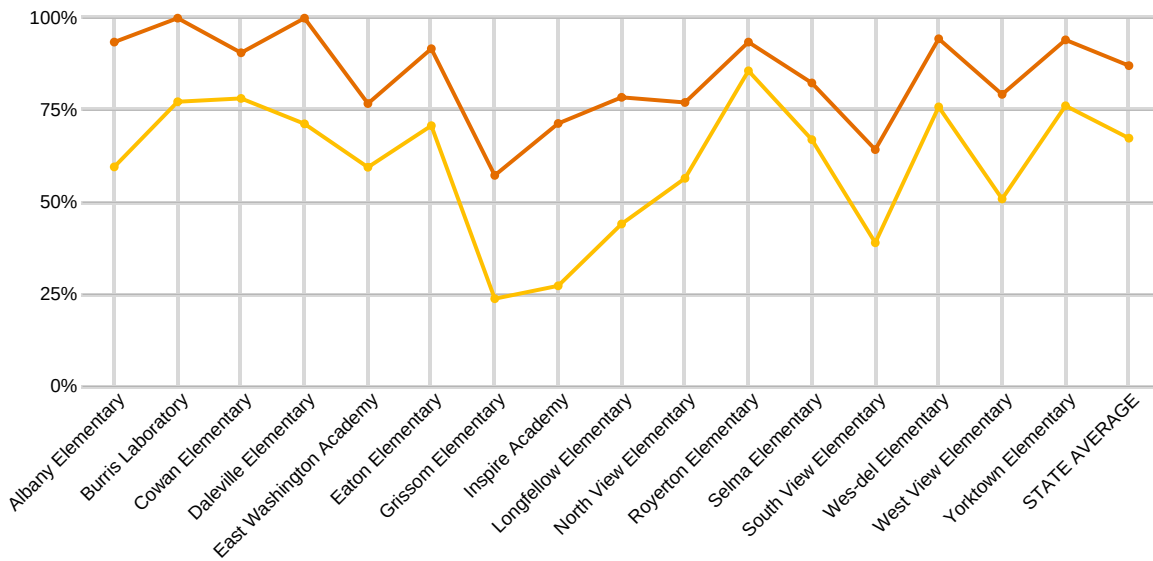
KINDERGARTEN READINESS



Source: 2017 data collected through Muncie BY5 Initiative

Percent of Students:
Ready for Kindergarten
Somewhat Ready for Kindergarten
Not Ready for Kindergarten

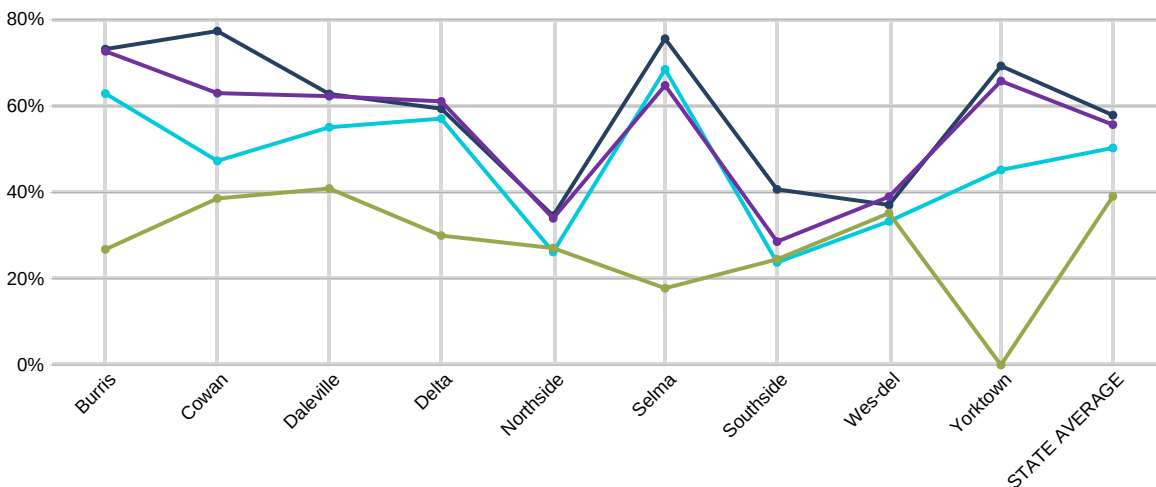
THIRD GRADE READING PROFICIENCY



Source: 2017-18 Indiana Department of Education Compass data

Percent of Students:
Passing IREAD3
Passing Grade 3 ISTEP+ English Language Arts

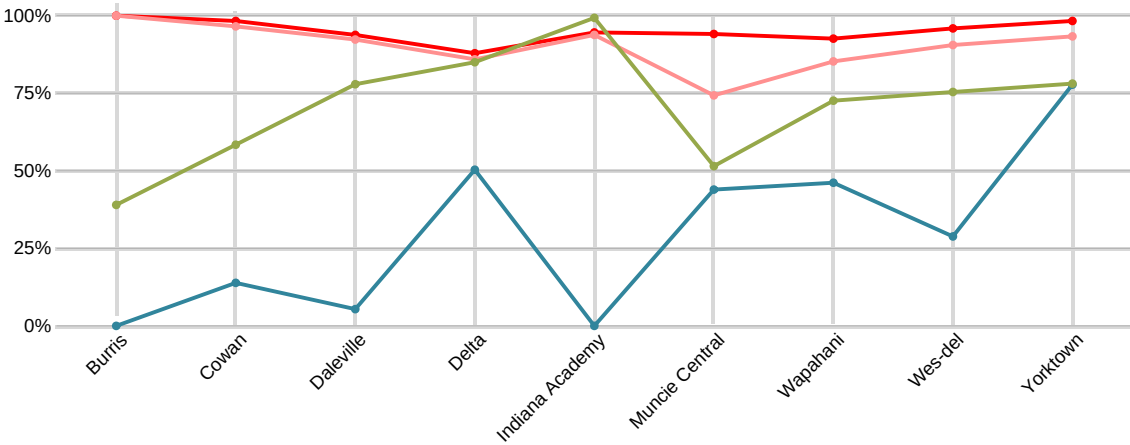
MIDDLE SCHOOL MATH PROFICIENCY



Source: 2017-18 Indiana Department of Education Compass data

Percent of Students:
Passing Grade 6 ISTEP+ Mathematics
Passing Grade 7 ISTEP+ Mathematics
Passing Grade 8 ISTEP+ Mathematics
In Grade 8 Enrolled in Algebra I

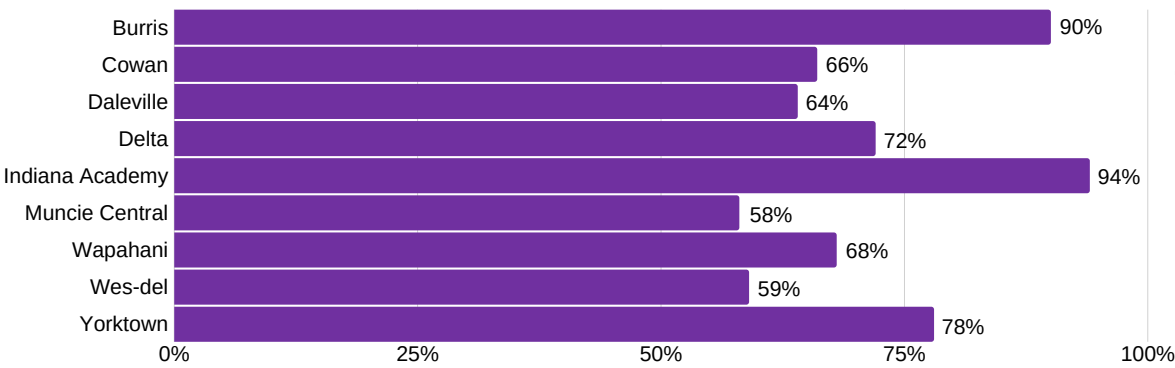
HIGH SCHOOL GRADUATION



Source: 2017-18 Indiana Department of Education Compass data

2018 Graduation Rate
2018 Non-Waiver Graduation Rate
Percent of Students in Career/Tech Programs
College Readiness Score

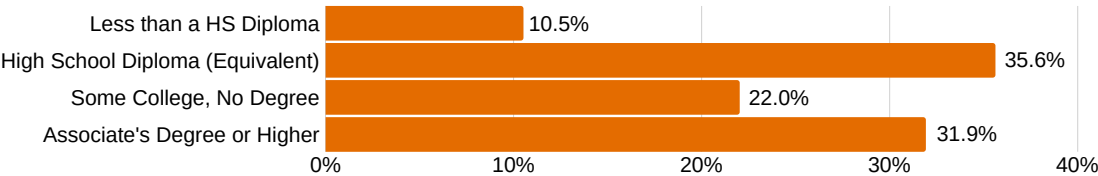
GRADUATES PURSUING POSTSECONDARY EDUCATION



Source: 2016 Indiana College Readiness Report

Percent of 2016 HS Graduates Who Enrolled in Postsecondary Education

EDUCATIONAL ATTAINMENT IN DELAWARE COUNTY



Source: 2015-2016 Stats Indiana Educational Attainment Report

Percent of Delaware County Residents Ages 25+

2017-18 LOCAL SCHOOL DISTRICT INFORMATION



BURRIS LABORATORY SCHOOL: "A"

Enrollment: 670 students

Free & Reduced Lunch: 24% Special Education: 15.4%



LIBERTY-PERRY COMMUNITY SCHOOLS: "B"

Enrollment: 1,233 students

Free & Reduced Lunch: 50.8% Special Education: 15.8%



COWAN COMMUNITY SCHOOLS: "B"

Enrollment: 815 students

Free & Reduced Lunch: 46.5% Special Education: 12.3%



MUNCIE COMMUNITY SCHOOLS: "D"

Enrollment: 5,215 students

Free & Reduced Lunch: 77.9% Special Education: 21.6%



DALEVILLE COMMUNITY SCHOOLS: "C"

Enrollment: 945 students

Free & Reduced Lunch: 48.5% Special Education: 8.8%



WES-DEL COMMUNITY SCHOOLS: "C"

Enrollment: 833 students

Free & Reduced Lunch: 53.7% Special Education: 17.4%



DELAWARE COMMUNITY SCHOOLS: "B"

Enrollment: 2,672 students

Free & Reduced Lunch: 43.7% Special Education: 16.1%



YORKTOWN COMMUNITY SCHOOLS: "B"

Enrollment: 2,589 students

Free & Reduced Lunch: 34.5% Special Education: 11.4%